

Description

This procedure updates firmware and software of your Unit to latest versions in off-line mode having no connection to internet. Also it is useful if you need to update number of your Units simultaneously.

Preparation

Before you start you need to have next list of items:

- Internet Connection,
- Empty microSD card of capacity at least 1 GB,
- One PC with microSD card reader. PC should be connected to Internet network.

Procedure

Step 1. Creating Software Recovery microSD card

- Download latest "**SOFT Recovery microSD**" package from related **Product's Page** location or by the direct link: [Triumph-VS](#) [Triumph-NT](#) [Victor-VS](#)
- Unpack archive's content into root of microSD card.

Step 2. Update.

Take "Software Recovery microSD" card you have created on "Step 0.". Insert it into Triumph-VS, Triumph-NT or VictorVS. Follow to the flow below to update Firmware and Software applications to the latest versions.

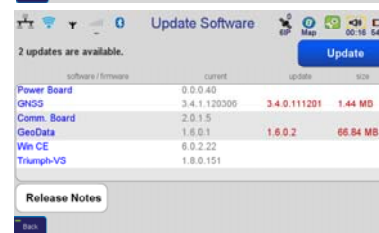
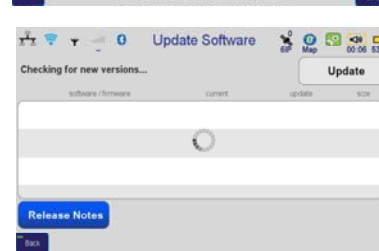
Insert "Software Recovery microSD" into slot



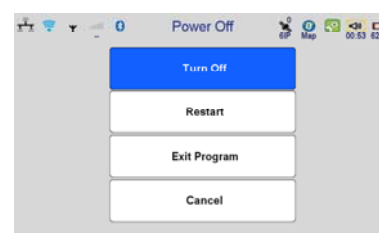
Power On Unit



Run Update Software.



Power Off Unit



Remove "Software Recovery microSD" microSD from slot

